

## Math 7H - Unit 4

### Day 2 - Decimals & Percents

#### Lesson Objectives:

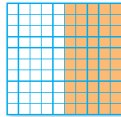
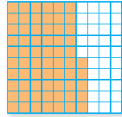
- I can write decimals as percents.
- I can write percents as decimals.

To write a decimal as a percent, multiply by 100 and add the percent symbol. **Shortcut: Move decimal 2 places to the right.**

Express each decimal as a percent.

- 0.83 → 83%
- 0.60 → 60%
- 0.001 → 0.1%
- 1.20 → 120%

Write the decimal as a percent.

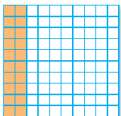
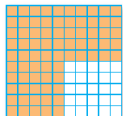
- 0.5 → 50%  

- 0.65 → 65%  


To write a percent as a decimal, divide by 100 and remove the percent symbol. **Shortcut: Move decimal 2 places to left.**

Express each percent as a decimal.

- 92% → 0.92
- 180% → 1.8
- 0.003% → 0.00003

Write the percent as a decimal.

- 20% → 0.2  

- 75% → 0.75  


## Homework

### Percents & Decimals WKS

#### \* Individual Think Time \*



#### What to do if you get stuck...

- Reread the problem. Did you write it down correctly?
- Reread your notes. Is there a problem similar that we did together in class?
- Find a problem similar in your book. Try this one to see if it helps.
- Skip the problem until the end of Individual Think Time. Then ask an "educated" question of a neighbor or Mrs. Call.

Today we're working by...

