

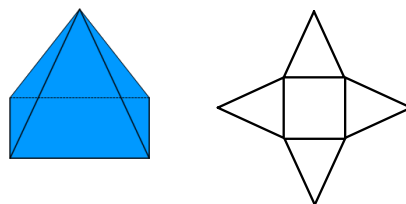
Math 7H - Unit 5

Day 13 - Nets of 3D Solids

Lesson Objectives:

- I can draw geometric shapes with given conditions.
- I can solve real-world and mathematical problems with three-dimensional objects composed of triangles, quadrilaterals, polygons, and circles.

Sometimes it is useful to "unfold" a three-dimensional solid to get a group of two-dimensional shapes. This is called a net. Nets can help you see the regions or faces that make up the surface of a figure.

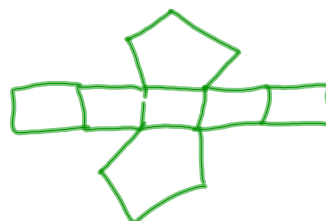
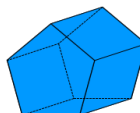
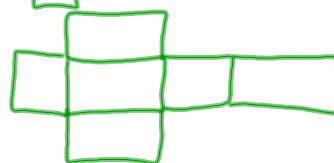
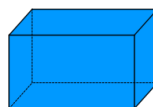
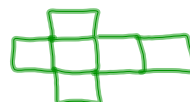


What's My 3-D Form?

There are 19 nets posted around the room. You will have ³10 minutes to work as a group of 2 to figure out what solid is formed from each net. *There are some EXTRA CREDIT solids included.*



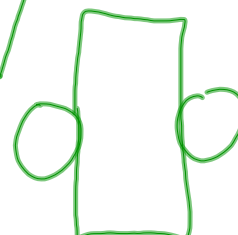
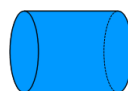

Sketch a net of check of the following solids.

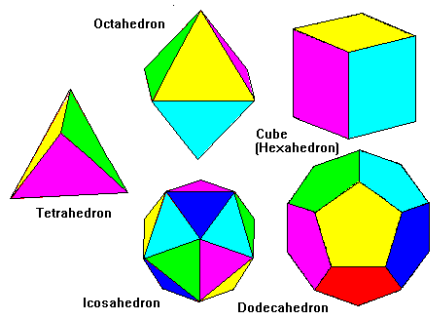


Sketch a net of check of the following solids.



Sketch a net of check of the following solids.





You must color one pig and one bird. Then you must create the solids from the nets. When done, check off your characters with Mrs. Call

Homework

Nets WKS

* Individual Think Time *



What to do if you get stuck...

1. Reread the problem. Did you write it down correctly?
2. Reread your notes. Is there a problem similar that we did together in class?
3. Find a problem similar in your book. Try this one to see if it helps.
4. Skip the problem until the end of Individual Think Time. Then ask an "educated" question of a neighbor or Mrs. Call.

Today we're working by...

